

# MULTILEVEL SELECTIVE HARMONIC MODULATION VIA OPTIMAL CONTROL

DEYVISS JESÚS OROYA-VILLALTA †, CARLOS ESTEVE-YAGÜE ‡,  
AND UMBERTO BICCARI \*

**ABSTRACT.** We consider the *Selective Harmonic Modulation* (SHM) problem, consisting in the design of a staircase control signal with some prescribed frequency components. In this work, we propose a novel methodology to address SHM as an optimal control problem in which the admissible controls are piecewise constant functions, taking values only in a given finite set. In order to fulfill this constraint, we introduce a cost functional with piecewise affine penalization for the control, which, by means of Pontryagin's maximum principle, makes the optimal control have the desired staircase form. Moreover, the addition of the penalization term for the control provides uniqueness and continuity of the solution with respect to the target frequencies. Another advantage of our approach is that the number of switching angles and the waveform need not be determined a priori. Indeed, the solution to the optimal control problem is the entire control signal, and therefore, it determines the waveform and the location of the switches. We also provide several numerical examples in which the SHM problem is solved by means of our approach.

## 1. INTRODUCTION AND MOTIVATIONS

Selective Harmonic Modulation (SHM) [1, 2] is a well-known methodology in power electronics engineering, employed to improve the performance of a converter by controlling the phase and amplitude of the harmonics in its output voltage. As a matter of fact, this technique allows to increase the power of the converter and, at the same time, to reduce its losses.

In broad terms, SHM consists in generating a *control signal* with a desired harmonic spectrum by modulating some specific lower-order Fourier coefficients. In practice, the signal is constructed as a step function with a finite number of switches, taking values only in a given finite set. Such a signal can be fully characterized by two features (see Fig. 1):

1. The *waveform*, i.e. the sequence of values that the function takes in its domain.
2. The *switching angles*, i.e. the sequence of points where the signal switches from one value to following one.

---

*Key words and phrases.* Optimal Control; Constrained Control; Switched Systems; Power Electronics.

This project has received funding from the European Research Council (ERC) under the European Union's Horizon 2020 research and innovation programme (grant agreement NO: 694126-DyCon). The work of D. O. and U. B. is partially supported by the Elkartek grant KK-2020/00091 CONVADP of the Basque government. The work of U. B. is partially supported by the Air Force Office of Scientific Research (AFOSR) under Award NO: FA9550-18-1-0242 and by the Grant MTM2017-92996-C2-1-R COSNET of MINECO (Spain).

Using this simple characterization of the signal, in many practical situations, the SHM problem is reduced to a finite-dimensional optimization one in which, for a given suitable waveform, the aim is to find the optimal location of the switching angles. However, this approach has the difficulty of choosing a suitable waveform, which may be quite cumbersome in some situations. In fact, even determining the number of switching angles is not straightforward in general.

To overcome these difficulties, we propose a new approach to SHM based on control theory: the Fourier coefficients of the signal are identified with the terminal state of a controlled dynamical system, where the control is actually the signal, solution to the SHM problem. We then look for piecewise constant controls, taking values only in a given finite set, and satisfying the prescribed terminal condition (see Section 4 for more details).

One of the main difficulties in our approach is that the constraints on the control, which must have staircase form (taking values only in a given finite set), prevent us from implementing the standard numerical tools in optimal control. Specifically, one of the most popular methodologies to solve optimal control problems is the combination of automatic differentiation with nonlinear convex optimization, achieving a good algorithmic performance. However, the use of these optimizers is restricted to cases where the space of admissible controls is convex, not being directly applicable to our problem.

In order to bypass this obstruction, we consider a variant of the optimal control problem, removing the staircase constraint on the control, and adding a suitable convex penalization term, which makes the solution have the desired staircase form.

The main contributions of the present paper are the following ones:

1. We reformulate the SHM problem as an optimal control one, with a staircase-form constraint on the control. An advantage of this formulation is that neither the waveform of the solution nor the number of switching angles need to be a priori determined.
2. We introduce a penalization term for the control which implicitly induces the desired staircase property on the solution to the optimal control problem. Different choices of the penalization term can give rise to solutions to the SHM problem with different waveform.
3. For each choice of the penalization term, we prove uniqueness and continuity of the solution with respect to the target frequencies. We point out that this continuity is a highly desirable property in real applications of SHM, and sometimes, difficult to achieve.
4. We also provide some numerical examples, where we solve the SHM problem by means of our approach. These numerical examples confirm that the solution provided by our methodology is, effectively, continuous with respect to the target frequencies.

This document is structured as follows. In Section 2, we introduce the mathematical formulation of the general SHM problem. In Section 3, we recall the classical methodology casting the SHM problem through finite-dimensional optimization and we show the main criticalities related to this approach. In Section 4, we present the new approach to SHM as an optimal control problem, and state our main results concerning the uniqueness and stability of the solution. Section 5 is devoted to some numerical examples of concrete SHM problems that we have solved by means of our methodology. In Section 6, we give the proofs of the theoretical

results presented in Section 4. Finally, in Section 7, we summarize and comment the conclusions of our work.

## 2. PRELIMINARIES

This section is devoted to the mathematical formulation of the SHM problem and to introduce the notation that will be used throughout the paper. Let

$$\mathcal{U} = \{u_1, \dots, u_L\} \quad (2.1)$$

be a given set of  $L \geq 2$  real numbers satisfying

$$u_1 = -1, \quad u_L = 1 \quad \text{and} \quad u_k < u_{k+1}, \quad \text{for all } k \in \{1, \dots, L\}.$$

The goal is to construct a step function

$$u(t) : [0, 2\pi) \rightarrow \mathcal{U},$$

with a finite number of switches, such that some of its lower-order Fourier coefficients take specific values prescribed a priori.

Due to applications in power converters, it is typical to only consider functions with *half-wave symmetry*, i.e. satisfying

$$u(t + \pi) = -u(t) \quad \text{for all } t \in [0, \pi). \quad (2.2)$$

In view of (2.2), in what follows, we will only work with the restriction  $u|_{[0, \pi)}$ , which, with some abuse of notation, we still denote by  $u$ . Moreover, as a consequence of this symmetry, the Fourier series of  $u$  only involves the odd terms (as the even terms just vanish), i.e.

$$u(t) = \sum_{\substack{j \in \mathbb{N} \\ j \text{ odd}}} a_j \cos(jt) + \sum_{\substack{j \in \mathbb{N} \\ j \text{ odd}}} b_j \sin(jt),$$

with

$$\begin{aligned} a_j &= \frac{2}{\pi} \int_0^\pi u(\tau) \cos(j\tau) d\tau, \\ b_j &= \frac{2}{\pi} \int_0^\pi u(\tau) \sin(j\tau) d\tau. \end{aligned} \quad (2.3)$$

As we anticipated, we are only considering piecewise constant functions with a finite number of switches, taking values only in  $\mathcal{U}$ . In other words, we look for functions  $u : [0, \pi) \rightarrow \mathcal{U}$  of the form

$$u(t) = \sum_{m=0}^M s_m \chi_{[\phi_m, \phi_{m+1})}(t), \quad M \in \mathbb{N} \quad (2.4)$$

for some  $\mathcal{S} = \{s_m\}_{m=0}^M$  satisfying

$$s_m \in \mathcal{U} \quad \text{and} \quad s_m \neq s_{m+1}, \quad \text{for all } m \in \{0, \dots, M\}$$

and  $\Phi = \{\phi_m\}_{m=1}^M$  such that

$$0 = \phi_0 < \phi_1 < \dots < \phi_M < \phi_{M+1} = \pi.$$

In (2.4),  $\chi_{[\phi_m, \phi_{m+1})}$  denotes the characteristic function of the interval  $[\phi_m, \phi_{m+1})$ . With these notations, we can define the waveform and the switching angles as follows.

**Definition 2.1.** For a function  $u : [0, \pi) \rightarrow \mathcal{U}$  of the form (2.4), we refer to  $\mathcal{S}$  as the waveform and to  $\Phi$  as the switching angles.

Observe that any function  $u$  of the form (2.4) is fully characterized by its waveform  $\mathcal{S}$  and switching angles  $\Phi$ . An example of such a function is displayed in Fig. 1.

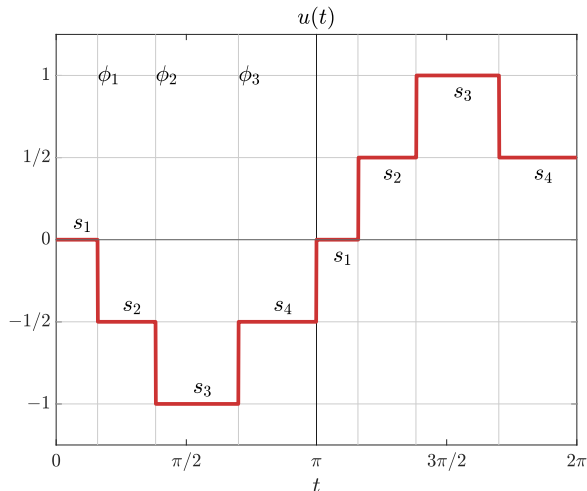


FIGURE 1. A possible solution to the SHM Problem, where we considered the control-set  $\mathcal{U} = \{-1, -1/2, 0, 1/2, 1\}$ . We show the switching angles  $\Phi$  and the waveform  $\mathcal{S}$  (see Definition 2.1). The function  $u(t)$  is displayed on the whole interval  $[0, 2\pi)$  to highlight the half-wave symmetry defined in (2.2).

In the practical engineering applications that motivated our study, due to technical limitations, it is preferable to employ signals taking consecutive values in  $\mathcal{U}$ . In the sequel, we will refer to this property of the waveform as the *staircase property*. We can rigorously formulate this property as follows:

**Definition 2.2.** We say that a signal  $u$  of the form (2.4) fulfills the staircase property if its waveform  $\mathcal{S}$  satisfies

$$(s_m^{\min}, s_m^{\max}) \cap \mathcal{U} = \emptyset, \quad \text{for all } m \in \{0, \dots, M-1\}, \quad (2.5)$$

where  $s_m^{\min} = s_m \wedge s_{m+1}$  and  $s_m^{\max} = s_m \vee s_{m+1}$ .

Note that when  $\mathcal{U} = \{-1, 1\}$  (which is known in the SHM literature as the bi-level problem), this property is satisfied for any  $u$  of the form (2.4).

We can now formulate the SHM problem as follows.

**Problem 2.1 (SHM).** Let  $\mathcal{U}$  be given as in (2.1), and let  $\mathcal{E}_a$  and  $\mathcal{E}_b$  be finite sets of odd numbers of cardinality  $|\mathcal{E}_a| = N_a$  and  $|\mathcal{E}_b| = N_b$  respectively. For any two given vectors  $\mathbf{a}_T \in \mathbb{R}^{N_a}$  and  $\mathbf{b}_T \in \mathbb{R}^{N_b}$ , construct a function  $u : [0, \pi) \rightarrow \mathcal{U}$  of the form (2.4), satisfying (2.5), such that the vectors  $\mathbf{a} \in \mathbb{R}^{N_a}$  and  $\mathbf{b} \in \mathbb{R}^{N_b}$ , defined as

$$\mathbf{a} = (a_j)_{j \in \mathcal{E}_a} \quad \text{and} \quad \mathbf{b} = (b_j)_{j \in \mathcal{E}_b} \quad (2.6)$$

satisfy

$$\mathbf{a} = \mathbf{a}_T \quad \text{and} \quad \mathbf{b} = \mathbf{b}_T,$$

where the coefficients  $a_j$  and  $b_j$  in (2.6) are given by (2.3).

**Remark 2.1** (SHE). *In Problem 2.1, we gave a very general formulation of SHM. This formulation contains also the so-called Selective Harmonic Elimination (SHE) problem (see [2]), in which the target vectors are such that*

$$\begin{aligned} (a_T)_1 \neq 0 \quad (a_T)_{i \neq 1} &= 0 \quad \text{for all } i \in \mathcal{E}_a \\ (b_T)_1 \neq 0 \quad (b_T)_{j \neq 1} &= 0 \quad \text{for all } j \in \mathcal{E}_b. \end{aligned}$$

*SHE is of great relevance in the electric engineering literature. Its objective is to generate a signal with amplitude  $m_1 = \sqrt{a_1^2 + b_1^2}$  and phase  $\varphi_1 = \arctan(b_1/a_1)$ , removing some specific high-frequency components. In this way, SHE may be understood as a generator of clean Fourier modes through a staircase signal.*

### 3. SHM AS A FINITE-DIMENSIONAL OPTIMIZATION PROBLEM

A typical approach to the SHM Problem 2.1 ([2, 3, 4]) is to look for solutions  $u$  with a specific waveform  $\mathcal{S}$  a priori determined, optimizing only over the location of the switching angles  $\Phi$ .

Note that, for a fixed waveform  $\mathcal{S}$ , the Fourier coefficients of a function  $u$  of the form (2.4) can be written in terms of the switching angles  $\Phi$  in the following way:

$$\begin{aligned} a_j &= a_j(\Phi) = \frac{2}{j\pi} \sum_{m=0}^M s_m \left[ \sin(j\phi_{m+1}) - \sin(j\phi_m) \right] \\ b_j &= b_j(\Phi) = \frac{2}{j\pi} \sum_{m=0}^M s_m \left[ \cos(j\phi_m) - \cos(j\phi_{m+1}) \right] \end{aligned}$$

Hence, for two sets of odd numbers  $\mathcal{E}_a$  and  $\mathcal{E}_b$  as in Problem 2.1, and any fixed waveform  $\mathcal{S}$ , we can define the functions

$$\begin{aligned} \mathbf{a}_{\mathcal{S}}(\Phi) &:= (a_j(\Phi))_{j \in \mathcal{E}_a} \in \mathbb{R}^{N_a} \\ \mathbf{b}_{\mathcal{S}}(\Phi) &:= (b_j(\Phi))_{j \in \mathcal{E}_b} \in \mathbb{R}^{N_b} \end{aligned} \quad (3.1)$$

which associates, to any sequence of switching angles  $\{\phi_m\}_{m=1}^M$ , the corresponding Fourier coefficients. Therefore, SHM can be cast as a finite-dimensional optimization problem in the following way.

**Problem 3.1** (Optimization problem for SHM). *Let  $\mathcal{E}_a$ ,  $\mathcal{E}_b$ ,  $\mathbf{a}_T$ , and  $\mathbf{b}_T$  be given as in Problem 2.1. Let  $\mathcal{S} := \{s_m\}_{m=0}^M$  be a fixed waveform satisfying (2.5). We look for a sequence of switching angles  $\Phi = \{\phi_m\}_{m=1}^M$  solution to the following minimization problem:*

$$\min_{\Phi \in [0, \pi]^M} \left( \|\mathbf{a}_{\mathcal{S}}(\Phi) - \mathbf{a}_T\|^2 + \|\mathbf{b}_{\mathcal{S}}(\Phi) - \mathbf{b}_T\|^2 \right)$$

$$\text{subject to: } 0 = \phi_0 < \phi_1 < \dots < \phi_M < \phi_{M+1} = \pi.$$

where  $\mathbf{a}_{\mathcal{S}}(\Phi)$  and  $\mathbf{b}_{\mathcal{S}}(\Phi)$  are defined as in (3.1).

At this regard, it is important to notice that the optimization Problem 3.1 solves the original SHM Problem 2.1 only when the minimum equals zero. This makes necessary to fully characterize the space of targets  $(\mathbf{a}_T, \mathbf{b}_T)$  for which the solution of Problem 3.1 is a solution of Problem 2.1. With this aim, we will define the the *optimal value* and the *solvable set* as follows:

**Definition 3.1** (optimal value). *We call optimal value  $V_S : \mathbb{R}^{N_a} \times \mathbb{R}^{N_b} \rightarrow \mathbb{R}$ , the function that takes as input variables the target vectors  $\mathbf{a}_T$  and  $\mathbf{b}_T$  and returns the optimal value of the Problem 3.1.*

**Definition 3.2** (solvable set). *We define a solvable set  $\mathcal{R}_S$  as:*

$$\mathcal{R}_S = \left\{ (\mathbf{a}_T, \mathbf{b}_T) \in \mathbb{R}^{N_a+N_b} \mid V_S(\mathbf{a}_T, \mathbf{b}_T) = 0 \right\} \quad (3.2)$$

Furthermore, we define the following *policy* function which maps the solutions of Problem 3.1 into the set  $\mathcal{R}_S$ .

**Definition 3.3** (Policy). *We will call policy to a function  $\Pi_S : \mathcal{R}_S \rightarrow [0, \pi]^M$  such that  $\Phi^* = \Pi_S(\mathbf{a}_T, \mathbf{b}_T)$ , with  $\Phi^*$  being the optimal switching angles, solutions to Problem 2.1 with target  $(\mathbf{a}_T, \mathbf{b}_T)$ .*

With the aim of reconstructing the policy  $\Pi_S$ , a typical approach is to solve numerically Problem 3.1 for a limited number of points in  $\mathbb{R}^{N_a+N_b}$  and check that the optimal value is zero. Secondly, one interpolates the function  $\Pi_S$  in the convex set generated by the points previously obtained. Nevertheless, this approach has several difficulties and drawbacks.

1. *Combinatory problem:* in practice, one does not dispose of a suitable waveform  $\mathcal{S}$  which yields a solution to the Problem 2.1. A common approach to solve the SHM problem consists in fixing the number of switches  $M$ , and then solve Problem 3.1 for all the possible combinations of  $M$  elements of  $\mathcal{U}$ . However, taking into account that the number of possible  $M$ -tuples in  $\mathcal{U}$  is of the order  $(L-1)^M$ , it is evident that the complexity of the above approach increases rapidly when  $L > 1$ . This problem has been studied for instance in [4, 5] where, through appropriate algebraic transformations, the authors are able to convert the SHM problem into a polynomial system whose solutions' set contains all the possible waveforms  $\mathcal{S}$  of  $M$  elements in  $\mathcal{U}$ . As a drawback of this approach, the number of switches  $M$  needs to be prefixed. However, in some cases, determining the number of switches which are necessary to reach the desired Fourier coefficients is not a straightforward task.
2. *Solvable set problem:* given a waveform  $\mathcal{S}$ , the corresponding solvable set  $\mathcal{R}_S$  is usually very small, yielding to policies  $\Pi_S$  which are not very effective. This issue is typically addressed by solving Problem 3.1 for a set of waveforms  $\{\mathcal{S}_i\}_{i=1}^r$  and obtaining different policies  $\{\Pi_{\mathcal{S}_i}\}_{i=1}^r$  and solvable sets  $\{\mathcal{R}_{\mathcal{S}_i}\}_{i=1}^r$  for each one of them. By gathering them, one then creates a new policy applicable in a wider range. However, since the solvable sets corresponding to different waveforms may be disjoint or even overlapping, this union of policies may give rise to regions where the solution for the same target  $(\mathbf{a}_T, \mathbf{b}_T)$  is not unique, or even generate regions with no solution at all (see Fig. 2).

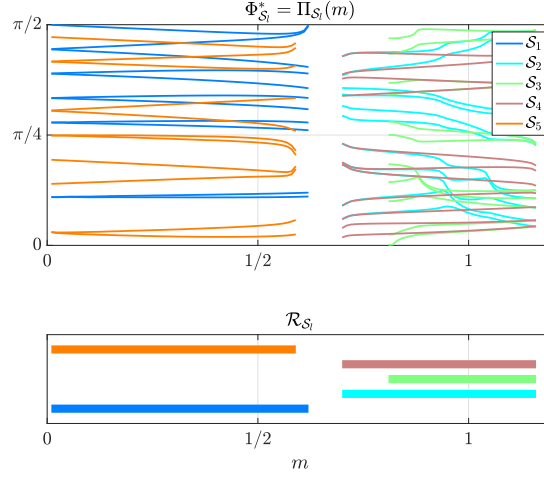


FIGURE 2. In the first picture, we display the optimal switching angles  $\Phi_{S_i}^*$  associated to different waveforms  $\{S_i\}_{i=1}^7$  for a SHM problem (see Remark 2.1), considering the sets  $\mathcal{E}_a = \{1\}$  and  $\mathcal{E}_b = \{1, 5, 7, 11, 13, 17, 19, 23, 25, 29, 31\}$ . We chose  $a_T = m$  for all  $m \in [0, 1.2]$  and  $b_T = (0, \dots, 0)$ . The second figure shows the solvable sets for each waveform we considered.

3. *Policy problem*: due to the complexity of a policy generated by the union of different waveforms, the continuity of the switching angles cannot be guaranteed. This is a well known problem in the SHM community [6, 7, 8, 5] (see Fig. 2).

As we shall see, all these mentioned criticalities may be overcome by our optimal control approach.

#### 4. SHM AS AN OPTIMAL CONTROL PROBLEM

Our main contribution in the present paper consists in formulating the SHM problem as an optimal control one. In this formulation, the Fourier coefficients of the signal  $u(t)$  are identified with the terminal state of a controlled dynamical system of  $N_a + N_b$  components defined in the time-interval  $[0, \pi)$ . The control of the system is precisely the signal  $u(t)$ , defined as a function  $[0, \pi) \rightarrow \mathcal{U}$ , which has to steer the state from the origin to the desired values of the prescribed Fourier coefficients.

The starting point of this approach is to rewrite the Fourier coefficients of the function  $u(t)$  as the final state of a dynamical system controlled by  $u(t)$ . To this end, let us first note that, in view of (2.3), for all  $u \in L^\infty([0, \pi); \mathbb{R})$  any Fourier coefficient  $a_j$  satisfies

$$a_j = y(\pi),$$

with  $y \in C([0, \pi); \mathbb{R})$  defined as

$$y(t) = \frac{2}{\pi} \int_0^t u(\tau) \cos(j\tau) d\tau.$$

Besides, as a consequence of the fundamental theorem of calculus,  $y(\cdot)$  is the unique solution to the differential equation

$$\begin{cases} \dot{y}(t) = \frac{2}{\pi} \cos(jt)u(t), & t \in [0, \pi) \\ y(0) = 0. \end{cases} \quad (4.1)$$

Analogously, we can also write the Fourier coefficients  $b_j$ , defined in (2.3), as the solution at time  $t = \pi$  of a differential equation similar to (4.1).

Hence, for  $\mathcal{E}_a$ ,  $\mathcal{E}_b$ ,  $\mathbf{a}_T$ , and  $\mathbf{b}_T$  given, the SHM Problem 2.1 can be reduced to finding a control function  $u$  of the form (2.4), satisfying (2.5), such that the corresponding solution  $\mathbf{y} \in C([0, \pi); \mathbb{R}^{N_a + N_b})$  to the dynamical system

$$\begin{cases} \dot{\mathbf{y}}(t) = \frac{2}{\pi} \mathcal{D}(t)u(t), & t \in [0, \pi) \\ \mathbf{y}(0) = 0. \end{cases} \quad (4.2)$$

satisfies

$$\mathbf{y}(\pi) = [\mathbf{a}_T; \mathbf{b}_T]^\top,$$

where

$$\mathcal{D}(t) = [\mathcal{D}^a(t); \mathcal{D}^b(t)]^\top, \quad (4.3)$$

with  $\mathcal{D}^a(t) \in \mathbb{R}^{N_a}$  and  $\mathcal{D}^b(t) \in \mathbb{R}^{N_b}$  given by

$$\mathcal{D}^a(t) = \begin{bmatrix} \cos(e_a^1 t) \\ \cos(e_a^2 t) \\ \vdots \\ \cos(e_a^{N_a} t) \end{bmatrix}, \quad \mathcal{D}^b(t) = \begin{bmatrix} \sin(e_b^1 t) \\ \sin(e_b^2 t) \\ \vdots \\ \sin(e_b^{N_b} t) \end{bmatrix} \quad (4.4)$$

Here,  $e_a^i$  and  $e_b^i$  denote the elements in  $\mathcal{E}_a$  and  $\mathcal{E}_b$ , i.e.

$$\mathcal{E}_a = \{e_a^1, e_a^2, e_a^3, \dots, e_a^{N_a}\}, \quad \mathcal{E}_b = \{e_b^1, e_b^2, e_b^3, \dots, e_b^{N_b}\}.$$

In the sequel, and in order to simplify the notation, we reverse the time in (4.2) using the transformation  $\mathbf{x}(t) = \mathbf{y}(\pi - t)$ . In this way, the SHM problem turns into the following null controllability one, for a dynamical system with initial condition  $\mathbf{x}(0) = [\mathbf{a}_T; \mathbf{b}_T]^\top$  (see also Fig. 3).

**Problem 4.1** (SHM via null controllability). *Let  $\mathcal{U}$  be given as in (2.1). Let  $\mathcal{E}_a$ ,  $\mathcal{E}_b$  and the targets  $\mathbf{a}_T$  and  $\mathbf{b}_T$  be given as in Problem 2.1, we look for a function  $u : [0, \pi) \rightarrow [-1, 1]$  of the form (2.4), satisfying (2.5), such that the solution to the initial-value problem*

$$\begin{cases} \dot{\mathbf{x}}(t) = -\frac{2}{\pi} \mathcal{D}(t)u(t), & t \in [0, \pi) \\ \mathbf{x}(0) = \mathbf{x}_0 := [\mathbf{a}_T; \mathbf{b}_T] \end{cases} \quad (4.5)$$

satisfies  $\mathbf{x}(\pi) = 0$ , where  $\mathcal{D}$  is given by (4.3)–(4.4).

A natural approach for null controllability problems such as Problem 4.1 is to formulate them as an optimal control one, where the cost functional to be minimized is the euclidean distance between the final state  $\mathbf{x}(\pi)$  and the origin. In what follows,



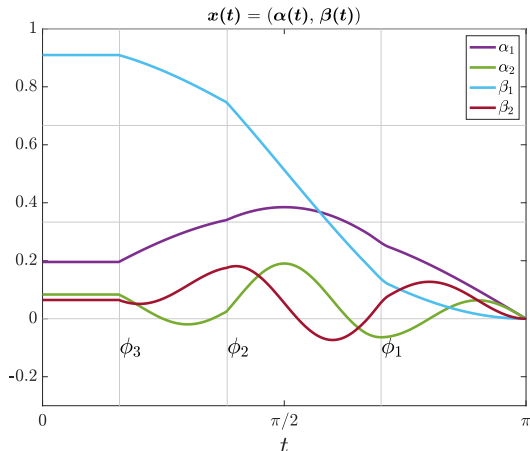


FIGURE 3. Evolution of the dynamical system (4.5) with  $\mathcal{E}_a = \{1, 2\}$  and  $\mathcal{E}_b = \{1, 2\}$  corresponding to the control  $u$  in Figure 1. The positions of the switching angles  $\phi$  are displayed as well.

for a given vector  $\mathbf{v} \in \mathbb{R}^d$ , we denote by  $\|\mathbf{v}\|$  the euclidean norm  $\|\mathbf{v}\|_{\mathbb{R}^d}$ . Let us introduce the set of admissible controls.

$$\mathcal{A} := \left\{ u : [0, \pi) \rightarrow [-1, 1] \text{ measurable} \right\}$$

$$\mathcal{A}_{ad} := \left\{ u \in \mathcal{A} \text{ of the form (2.4) satisfying (2.5)} \right\}$$

**Problem 4.2** (OCP for SHM). *Let  $\mathcal{U}$  be a given set as in (2.1). Let  $\mathcal{E}_a, \mathcal{E}_b$  and the targets  $\mathbf{a}_T$  and  $\mathbf{b}_T$  be given as in Problem 2.1. We look for an admissible control  $u \in \mathcal{A}_{ad}$  solution to the following optimal control problem:*

$$\min_{u \in \mathcal{A}_{ad}} \frac{1}{2} \|\mathbf{x}(\pi)\|^2 \quad \text{subject to the dynamics (4.5).}$$

**Remark 4.1.** *Note that the cost functional in Problem 4.2 is quadratic and, therefore, the existence of at least one minimizer is ensured for any target  $[\mathbf{a}_T; \mathbf{b}_T]^\top$ . However, we point out that such a minimizer is a solution to the SHM problem if and only if the minimum is equal to zero. When it is not the case, we say that the target  $[\mathbf{a}_T; \mathbf{b}_T]^\top$  is unreachable, and then the SHM problem 2.1 (resp. Problem 4.1) has no solution. In this work, we will not discuss the reachable set for the control problem 4.1.*

A main feature of the SHM problem is that we are looking for signal functions  $u$  of the form (2.4) satisfying (2.5). In principle, this can be directly added as a constraint in the set of admissible controls  $\mathcal{A}_{ad}$  as we did in Problem 4.2. However, considering an optimization problem in a non-convex set is not quite desirable. Indeed, it is well-known that mathematical optimization, in general, is an NP-hard problem, whereas for the case of convex optimization, algorithms with a polynomial computational time are available, as for instance, interior point method [9], projected gradient descent [10] or penalty method [11].

In order to bypass this difficulty, we propose a variant of Problem 4.2, adding a penalization term for the control to the cost functional, and removing the staircase constraint on the control.

**Problem 4.3** (Penalized OCP for SHM). *Fix  $\varepsilon > 0$  and a convex function  $\mathcal{L} \in C([-1, 1]; \mathbb{R})$ . Let  $\mathcal{E}_a, \mathcal{E}_b$  and the targets  $\mathbf{a}_T$  and  $\mathbf{b}_T$  be given as in Problem 2.1. We look for a control  $u \in \mathcal{A}$  solution to the following optimal control problem:*

$$\min_{u \in \mathcal{A}} \left( \frac{1}{2} \|\mathbf{x}(\pi)\|^2 + \varepsilon \int_0^\pi \mathcal{L}(u(t)) dt \right)$$

*subject to the dynamics (4.5).*

Observe that, in Problem 4.3, we do not impose the constraint that the control has to be of the form (2.4), satisfying the staircase property (2.5). Nevertheless, as we shall see, these features of  $u$  will arise naturally in the solution to Problem 4.3, from a suitable choice of the penalization term  $\mathcal{L}$ . Another important advantage of adding a penalization term for the control is that, as we shall prove in Theorems 4.1 and 4.2, it ensures the uniqueness for the solution, and the continuity of this one with respect to the targets  $\mathbf{a}_T$  and  $\mathbf{b}_T$ .

On the contrary, one needs to take into account that the penalization term for the control might prevent the optimal trajectory from reaching the target. In other words, even if there exists a control for which the optimal trajectory satisfies  $\mathbf{x}(\pi) = 0$ , the optimal control in Problem 4.3 might not do so, and therefore, the solution to Problem 4.3 would not be a solution to the SHM problem. This issue may be controlled by a proper selection of the weighting parameter  $\varepsilon$  which allows to tune the precision of the optimal control for the perturbed problem, guaranteeing that the final state of the optimal trajectory is close enough to zero. This is the content of the following proposition.

**Proposition 4.1.** *Assume that  $[\mathbf{a}_T, \mathbf{b}_T]^\top$  is such that Problem 4.1 admits a solution, and let  $u^* \in \mathcal{A}$  be the solution to Problem 4.3. Then the associated trajectory  $\mathbf{x}^* \in C([0, \pi]; \mathbb{R}^{N_a + N_b})$ , solution to (4.5), satisfies*

$$\|\mathbf{x}^*(\pi)\|^2 \leq 4\varepsilon\pi \|\mathcal{L}\|_\infty,$$

where  $\|\cdot\|_\infty$  denotes the max-norm in  $C([-1, 1]; \mathbb{R})$ .

The proof of Proposition 4.1 is postponed to Section 6. Let us now describe the construction of penalization functions  $\mathcal{L}$  which guarantee that any solution to Problem 4.3 has the form (2.4) and satisfies (2.5). To this end, we will distinguish two cases, depending on the cardinality of  $\mathcal{U}$ .

**4.1. Bilevel SHM problem via OCP (Bang-Bang Control).** In this case, the control set  $\mathcal{U}$  defined in (2.1) has only two elements, i.e.  $\mathcal{U} = \{-1, 1\}$ . In the control theory literature, a control taking only two values is known as *bang-bang control*. In the SHM literature, this kind of solution are called *bi-level solutions*. Note that in this case, any  $u$  with the form (2.4) trivially satisfies the staircase property (2.5).

**Theorem 4.1.** *Let  $\mathcal{U} = \{-1, 1\}$ , and  $\mathbf{x}_0$  be given. For some  $\alpha \in \mathbb{R}$  with  $\alpha \neq 0$ , consider the Problem 4.3 with  $\mathcal{L}(u) = \alpha u$ . Then, the optimal control  $u^*$ , solution to Problem 4.3 is unique and has a bang-bang structure, i.e. it is of the form (2.4). In addition to that, the solution  $u^*$  to Problem 4.3 is continuous with respect to  $\mathbf{x}_0$  in the strong topology of  $L^1(0, \pi)$ .*

The proof of Theorem 4.1 is postponed to Section 6, and follows from the optimality conditions given by the Pontryagin's maximum principle. In particular, the linearity of  $\mathcal{L}$  and of the dynamical system (4.5), implies that the associated

Hamiltonian is also linear, and then, the minimum is always attained at the limits of the interval  $[-1, 1]$ .

We point out that, by choosing different penalizations  $\mathcal{L}$ , we may obtain solutions to the SHM problem with different waveforms due to the change of the Hamiltonian. See for instance Fig. 9, where we have chosen  $\mathcal{L}(u) = \pm u$ .

**4.2. Multilevel SHM problem via OCP.** Inspired by the ideas of the previous subsection, we can address the case when  $\mathcal{U}$  contains more than two elements. This is known in the power electronics literature as the *multilevel SHM problem*. Now, the goal is to construct a function  $\mathcal{L}$  such that the Hamiltonian associated to Problem 4.3 always attains the minimum at points in  $\mathcal{U}$ . A way to construct such a function  $\mathcal{L}$  is to interpolate a parabola in  $[-1, 1]$  by affine functions, considering the elements in  $\mathcal{U}$  as the interpolating points. Since between any two points in  $\mathcal{U}$ , the function  $\mathcal{L}$  is a straight line, the Hamiltonian is a concave function in these intervals, and hence, the minimum is always attained at points in  $\mathcal{U}$ .

**Theorem 4.2.** *Let  $\mathbf{x}_0$  be given, and let  $\mathcal{U}$  be a given set as in (2.1). For any  $\alpha > 0$  and  $\beta \in \mathbb{R}$ , set the function*

$$\mathcal{P}(u) = \alpha(u - \beta)^2. \quad (4.6)$$

Consider Problem 4.3 with

$$\mathcal{L}(u) = \begin{cases} \lambda_k(u) & \text{if } u \in [u_k, u_{k+1}) \\ \mathcal{P}(1) & \text{if } u = u_L \end{cases} \quad (4.7)$$

for all  $k \in \{1, \dots, L-1\}$ ,

where

$$\lambda_k(u) := \frac{(u - u_k)\mathcal{P}(u_{k+1}) + (u_{k+1} - u)\mathcal{P}(u_k)}{u_{k+1} - u_k}. \quad (4.8)$$

Assume in addition that the function  $\mathcal{L}$  has a unique minimum in  $[-1, 1]$ . Then, the optimal control  $u^*$ , solution to Problem 4.3, is unique and has the form (2.4) satisfying (2.5). Moreover, the solution  $u^*$  to Problem 4.3 is continuous with respect to  $\mathbf{x}_0$  in the strong topology of  $L^1(0, \pi)$ .

The assumption of  $\mathcal{L}$  having a unique minimum in  $[-1, 1]$  is actually necessary to ensure the staircase form (2.4) for the solution. Not assuming this hypothesis would entail the possibility of having continuous solutions for specific targets. See Fig. 8 for an illustration of this pathology. Nevertheless, the assumption of  $\mathcal{L}$  having a unique minimizer can be easily ensured by choosing, for instance,  $\beta = \pm 1$ .

**Remark 4.2.** *For completeness, we shall mention that, in Theorem 4.2,  $\mathcal{L}$  can actually have a more general form, still yielding to a staircase optimal control  $u^*$ . Indeed, as we shall see in Section 6, the proof of Theorem 4.2 does not use the fact that the function  $\mathcal{P}$  is a parabola. If we replace this  $\mathcal{P}$  with any other strictly convex function, our result remains valid. The choice we made of defining  $\mathcal{P}$  as in (4.6) is motivated by the fact that, most often, in optimal control theory the penalization terms are chosen to be quadratic.*

**Remark 4.3** (*Bang-off-bang control*). *We note that when  $\mathcal{U} = \{-1, 0, 1\}$ , we can just use the  $L^1$ -norm of the control as penalization, i.e.  $\mathcal{L}(u) = |u|$ . This yields to the so-called bang-off-bang controls, that are widely studied in the literature [12,*

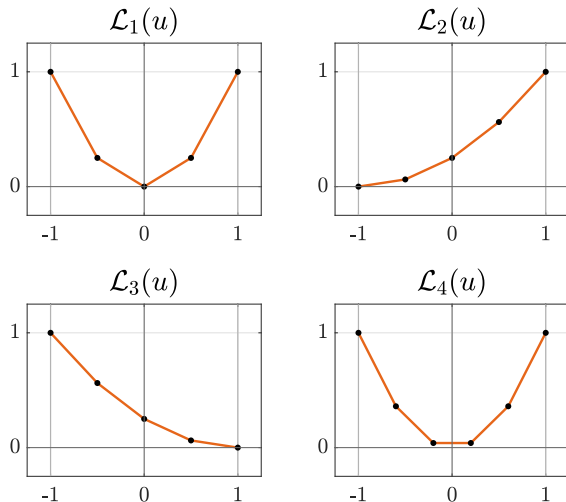


FIGURE 4. Some examples of convex piecewise affine penalization functions  $\mathcal{L}$ . The examples  $\mathcal{L}_1$ ,  $\mathcal{L}_2$  and  $\mathcal{L}_3$  satisfy the hypotheses of Theorem 4.2. On the contrary, the function  $\mathcal{L}_4$  has not a unique minimizer, and then, we cannot ensure that the solution has staircase form.

13]. *By taking a different parabola  $\mathcal{P}$ , one can then obtain different bang-off-bang solutions to the SHM problem.*

We illustrate in Fig. 4 different examples of penalization functions  $\mathcal{L}$  giving rise to multilevel solutions to the SHM problem. We point out that, by varying the values of  $\alpha$  and  $\beta$  in Theorem 4.2, we can obtain solutions with different waveforms.

## 5. NUMERICAL SIMULATIONS

In this section, we present several examples in which we implement the optimal control strategy we proposed to solve the SHM problem. All the simulations we are going to present can be found also in [14]. Our Experiments were conducted on a personal MacBook Pro laptop (1,4 GHz Quad-Core Intel Core i5, 8GB RAM, Intel Iris Plus Graphics 1536 MB).

To solve our optimal control Problem 4.3, we will employ the direct method [15] which, in broad terms, consists in discretizing the cost functional and the dynamics, and then apply some optimization algorithm.

The dynamics will be approximated with the Euler method, while for solving the discrete minimization problem we will employ the nonlinear constrained optimization tool `CasADi` [16]. `CasADi` is an open-source tool for nonlinear optimization and algorithmic differentiation which implements the interior point method via the optimization software IPOPT [17]. To be efficiently applied to solve an optimal control problem, we then need the functional we aim to minimize to be smooth. While this is clearly true in the bi-level case of Problem 4.2, the functional in Problem 4.3, due to the piecewise affine penalization, is not differentiable at the points  $u_k \in \mathcal{U}$ . For this reason, when treating the multilevel case, we will first need to build a smooth

approximation of the function  $\mathcal{L}$  we introduced in (4.7). Once we have this approximation, we will employ the optimal control approach we presented in Section 4 to solve some specific examples of SHM problem.

**5.1. Smooth approximation of  $\mathcal{L}$  for multilevel control.** As we mentioned, to efficiently employ `CasADi` for solving our optimal control problem in the multilevel case, we need to build a smooth approximation of the cost functional. For this reason, we will regularize the piecewise affine penalization defined in (4.7) in the following way.

First of all, for all real parameter  $\theta > 0$ , we define the  $C^\infty(\mathbb{R})$  function

$$h^\theta(x) := \frac{1 + \tanh(\theta x)}{2}.$$

and observe that, for almost every  $x \in \mathbb{R}$ , we have that  $h^\theta(x) \rightarrow h(x)$  as  $\theta \rightarrow +\infty$ , where  $h$  is the Heaviside function

$$h(x) = \begin{cases} 1 & \text{if } x > 0 \\ 0 & \text{if } x \leq 0. \end{cases}$$

Secondly, for all  $k \in \{1, \dots, N_u - 1\}$  we define the (smooth) function  $\chi_{[u_k, u_{k+1})}^\theta : \mathbb{R} \rightarrow \mathbb{R}$  given by

$$\begin{aligned} \chi_{[u_k, u_{k+1})}^\theta(x) &:= -1 + h^\theta(x - u_k) + h^\theta(-x + u_{k+1}) \\ &= \frac{\tanh[\theta(x - u_k)] + \tanh[\theta(u_{k+1} - x)]}{2} \end{aligned}$$

which, as  $\theta \rightarrow +\infty$ , converges in  $L^\infty(\mathbb{R})$  to the characteristic function  $\chi_{[u_k, u_{k+1})}$ . Finally, we employ  $\chi_{[u_k, u_{k+1})}^\theta$  to define

$$\mathcal{L}^\theta(u) = \sum_{k=1}^{N_u-1} \lambda_k \chi_{[u_k, u_{k+1})}^\theta(u), \quad (5.1)$$

with  $\lambda_k$  given by (4.8), which, as  $\theta \rightarrow +\infty$ , converges in  $L^\infty(\mathbb{R})$  to the penalization function  $\mathcal{L}$  defined in (4.7).

Notice that this regularization procedure is independent of the function  $\lambda_k$  in (4.7), which is just required to be in the form (4.8). Nevertheless, in our numerical experiments we shall select some specific  $\lambda_k$ . In particular, we will use

$$\lambda_k = (u_{k+1} + u_k)(u - u_k) + u_k^2, \quad (5.2)$$

which corresponds to taking  $\alpha = 1$  and  $\beta = 0$  in (4.6).

**5.2. Direct method for OCP-SHE.** To solve Problem 4.3, we use a direct method, whose starting point is to discretize the cost functional and the dynamics. To this end, let us consider a  $N_t$ -points partition of the interval  $[0, \pi]$

$$\mathcal{T} = \{t_k\}_{k=1}^{N_t}$$

and denote by  $\mathbf{u} \in \mathbb{R}^{N_t}$  the vector with components  $u_k = u(t_k)$ ,  $k = 1, \dots, N_t$ .

Then the optimal control problem (4.2) can be written as optimization one with variable  $\mathbf{u} \in \mathbb{R}^{N_t}$ . In more detail, we can formulate the problem 4.3 as the following one in discrete time.

**Problem 5.1** (Numerical OCP). *Given two sets of odd numbers  $\mathcal{E}_a$  and  $\mathcal{E}_b$  with cardinalities  $|\mathcal{E}_a| = N_a$  and  $|\mathcal{E}_b| = N_b$ , respectively, the target vectors  $\mathbf{a}_T \in \mathbb{R}^{N_a}$  and  $\mathbf{b}_T \in \mathbb{R}^{N_b}$ , and the partition  $\mathcal{T}$  of the interval  $[0, \pi]$ , we look for  $\mathbf{u} \in \mathbb{R}^{N_t}$  that solves the following minimization problem:*

$$\min_{\mathbf{u} \in \mathbb{R}^{N_t}} \left[ \|\mathbf{x}_{N_t}\|^2 + \varepsilon \sum_{k=1}^{N_t-1} \left[ \frac{\mathcal{L}^\theta(u_{t_k}) + \mathcal{L}^\theta(u_{t_{k+1}})}{2} \Delta t_k \right] \right]$$

$$\text{subject to: } \begin{cases} \mathbf{x}_{t_{k+1}} = \mathbf{x}_{t_k} - \Delta t_k (2/\pi) \mathcal{D}(t_k) \\ \mathbf{x}_{t_1} = \mathbf{x}_0 := [\mathbf{a}_T, \mathbf{b}_T]^\top \end{cases}$$

where

$$\Delta t_k = t_{k+1} - t_k, \quad \text{for all } k \in \{1, \dots, N_t - 1\}. \quad (5.3)$$

**5.3. Numerical experiments.** We now present several numerical experiments to show the effectiveness of our optimal control approach to solve SHM problems. All the examples share the following common parameters

$$\varepsilon = 10^{-5}, \quad \theta = 10^5, \quad \text{and} \quad \mathcal{P}_t = \{0, 0.1, 0.2, \dots, \pi\}.$$

We consider the frequencies

$$\mathcal{E}_a = \mathcal{E}_b = \{1, 5, 7, 11, 13\}, \quad (5.4)$$

and the target vectors

$$\mathbf{a}_T = \mathbf{b}_T = (m, 0, 0, 0, 0)^\top, \quad \text{for all } m \in [-0.8, 0.8]. \quad (5.5)$$

We shall consider three different control sets  $\mathcal{U}$  which correspond to the aforementioned types of control:

1. Bang-bang control:  $\mathcal{U} = \{-1, 1\}$ .
2. Bang-off-bang control:  $\mathcal{U} = \{-1, 0, 1\}$ .
3. 5-multilevel control:  $\mathcal{U} = \{-1, -1/2, 0, 1/2, 1\}$ .

The results of our simulations are displayed in Fig. 5, 6 and 7. We have plotted the function

$$\Phi : \begin{array}{ccc} [-0.8, 0.8] \times [0, \pi] & \longrightarrow & \mathcal{U} \\ (m, t) & \longmapsto & u_m^*(t), \end{array}$$

where, for each  $m \in [-0.8, 0.8]$ ,  $u_m^*(\cdot)$  represents the solution to the SHM problem with target frequencies as defined in (5.4)-(5.5).

In Fig. 5, 6 and 7, for each value of the parameter  $m$  in the horizontal axis, we observe that the optimal control, solution to Problem 4.3 has the staircase structure introduced in Definition 2.2. The controls take values only in  $\mathcal{U}$ , which are represented by the different colors displayed at the right. For instance, in Fig. 5, the control is  $u = -1$  in the blue region and  $u = 1$  in the red one. Note that, the numerical results are in accordance with Theorems 4.1 and 4.2.

In addition to that, if we compare the policies  $\Phi(m, \cdot) = u_m^*$  displayed in Fig. 5, 6 and 7 with the policies  $\Pi_{\mathcal{S}}$  of Fig. 2, we can see that the issues we mentioned in Section 3 concerning the solvable set and the continuity of the policy can be overcome by using our approach. In particular, the optimal control formulation of SHM allows one to find solutions for an ample range of the parameter  $m$ , while considering always the same optimization Problem 5.1. This is due to the fact that

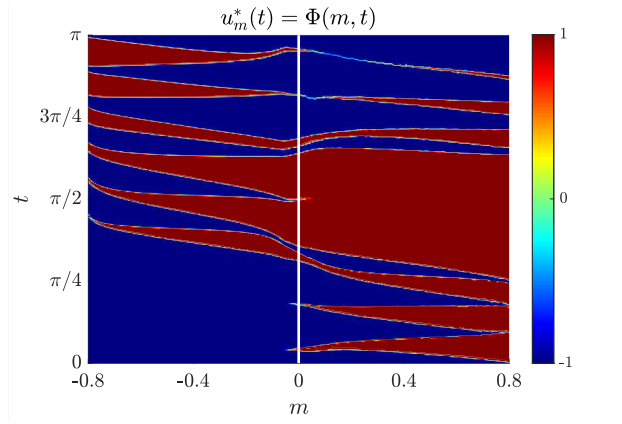


FIGURE 5. Bang-bang control for the SHM problem.

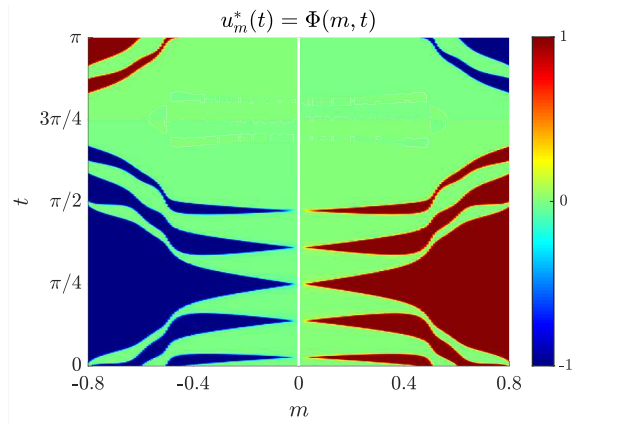


FIGURE 6. Bang-off-bang control for the SHM problem.

we are not restricting the solution to have a specific waveform. Furthermore, the *combinatory problem* arising in the approach presented in Section 3 does not arise in our approach, as we do not need to launch an optimization process for all the possible waveforms for a given set  $\mathcal{U}$ .

**Remark 5.1.** *Let us give an example which illustrates the necessity of assuming that the function  $\mathcal{L}$  in Theorem 4.2 has a unique minimizer in  $[-1, 1]$ .*

*We consider the same parameters as in the above examples, but this time, the control set is given by*

$$\mathcal{U} = \{-1, -3/5, -1/5, 1/5, 3/5, 1\}.$$

*This choice corresponds to the penalization function  $\mathcal{L}_4$  represented in Fig. 4. Observe that in this case*

$$\arg \min_{|u| \leq 1} \mathcal{L}(u) = [-1/5, 1/5].$$

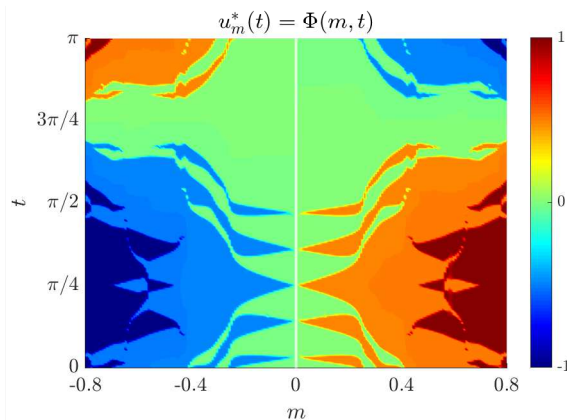
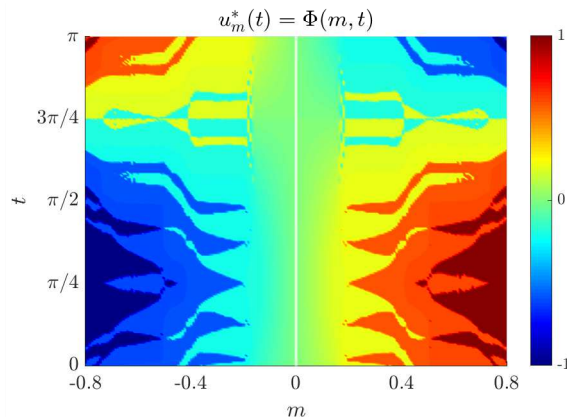


FIGURE 7. Odd multilevel control for the SHM problem.

*In this case, the hypotheses of Theorem 4.2 are not fulfilled and we cannot ensure that the solution has a staircase form. In Fig. 8, we see that the solution is actually smooth for  $m$  close to zero and takes values out of the control set  $\mathcal{U}$ . This stipulates that the assumption of  $\mathcal{L}$  having a unique minimizer is necessary and cannot be removed if one wants to have a staircase solution. Notwithstanding, this issue can be overcome by choosing different values for the parameters  $\alpha$  and  $\beta$  in the definition of  $\mathcal{L}$  in (4.6)-(4.8).*

FIGURE 8. Solution to the optimal control problem 4.3  $\mathcal{L}$  not satisfying the uniqueness of the minimizer.

## 6. PROOFS OF RESULTS IN SECTION 4

This section is devoted to the proofs of the results presented in Section 4, i.e. Proposition 4.1 and Theorems 4.1 and 4.2. For the sake of readability, we organize the proofs as follows: in subsection 6.1 we prove the existence a minimizer for Problem 4.3, and also give the proof of Proposition 4.1; in subsection 6.2, we deduce the necessary optimality conditions from Pontryagin's Maximum Principle;



in subsection 6.3, we prove that, when  $\mathcal{L}$  is given as in Theorem 4.1, the solutions to Problem 4.3 are bang-bang; in subsection 6.4 we prove the analogous result for Theorem 4.2. Finally, in subsection 6.5 we give the proof of uniqueness and continuity of the solution to Problem 4.3 with respect to the initial condition, when the penalization term  $\mathcal{L}$  is given as in Theorems 4.1 or 4.2.

**6.1. Existence of minimizers.** The existence of a minimizer, solution to Problem 4.3, can be easily proved by means of the direct method in calculus of variations. Indeed, observe that the dynamical system (4.5) is linear and the admissible controls in  $\mathcal{A}$  are uniformly bounded. In addition to that, the functional to be minimized is convex with respect to the control, which suffices to ensure its weak lower semi-continuity, allowing us to pass to the limit in the minimizing sequence.

Let us now give the proof of Proposition 4.1, which provides an upper estimate for the error in the solution to the optimal control problem with the penalization term for the control, in the case when the SHM problem admits a solution.

*of Proposition 4.1.* Since we are supposing that Problem 4.1 has a solution, there exists a control  $\tilde{u} \in \mathcal{A}_{ad}$  such that its corresponding trajectory  $\tilde{\mathbf{x}}$ , solution to (4.5), satisfies  $\tilde{\mathbf{x}}(\pi) = 0$ .

Now, let  $u^* \in \mathcal{A}$  be the solution to Problem 4.3, and let  $\mathbf{x}^*$  be its corresponding trajectory. By the optimality of  $u^*$  we have

$$\frac{1}{2}\|\mathbf{x}^*(\pi)\|^2 + \varepsilon \int_0^\pi \mathcal{L}(u^*(\tau))d\tau \leq \varepsilon \int_0^\pi \mathcal{L}(\tilde{u}(\tau))d\tau,$$

and hence, we deduce that  $\|\mathbf{x}^*(\pi)\|^2 \leq 4\varepsilon\pi\|\mathcal{L}\|_\infty$ .  $\square$

**6.2. Optimality conditions.** The proofs of Theorems 4.1 and 4.2 are based on the optimality conditions for Problem 4.3, which can be deduced by means of Pontryagin's maximum principle [18, Chapter 2.7].

To this end, let us first introduce the Hamiltonian associated to the Optimal Control Problem 4.3:

$$\mathcal{H}(t, \mathbf{p}, u) = \varepsilon\mathcal{L}(u) - \frac{2}{\pi}(\mathbf{p} \cdot \mathcal{D}(t))u(t), \quad (6.1)$$

where  $\mathbf{p} \in \mathbb{R}^{N_a+N_b}$  is the so-called adjoint variable, and arises from the restriction imposed by the dynamical system (4.5). In view of the definition of  $\mathcal{D}(t)$  in (4.3)-(4.4), we will sometimes write the state and the adjoint variables using the following notation:

$$\mathbf{x}(t) = [\mathbf{a}(t), \mathbf{b}(t)]^\top \quad \text{and} \quad \mathbf{p}(t) = [\mathbf{p}^a(t), \mathbf{p}^b(t)]^\top.$$

Now, let us derive the optimality conditions arising from Pontryagin's Maximum Principle.

1. **The adjoint system:** for any  $u^* \in \mathcal{A}$  solution to Problem 4.3, there exists a unique adjoint trajectory  $\mathbf{p}^* \in C([0, \pi]; \mathbb{R}^{N_a+N_b})$  which satisfies the following terminal-value problem

$$\begin{cases} \dot{\mathbf{p}}^*(t) = -\nabla_{\mathbf{x}}\mathcal{H}(u^*(t), \mathbf{p}^*(t), t), & t \in [0, \pi) \\ \mathbf{p}^*(\pi) = \nabla_{\mathbf{x}}\Psi(\mathbf{x}^*(\pi)) \end{cases}$$

where  $\Psi(\mathbf{x}) = \frac{1}{2}\|\mathbf{x}\|^2$  is the terminal cost. Moreover, since the Hamiltonian does not depend on the state variable  $\mathbf{x}$ , we simply have  $\dot{\mathbf{p}}^*(t) = 0$  for all

$t \in [0, \pi)$ . We therefore deduce that the adjoint trajectory is constant, and given by

$$\mathbf{p}^*(t) = \mathbf{x}^*(\pi), \quad \text{for all } t \in [0, \pi). \quad (6.2)$$

2. **The Optimal Control:** now, using the optimal adjoint trajectory, we can deduce the necessary optimality condition for the control, which reads as follows:

$$u^*(t) \in \arg \min_{|u| \leq 1} \mathcal{H}(t, \mathbf{p}^*(t), u), \quad \text{for all } t \in [0, \pi). \quad (6.3)$$

As we will see in subsections 6.3 and 6.4, for penalization functions  $\mathcal{L}$  as the ones we consider in Theorems 4.1 and 4.2, this argmin is a singleton for almost every  $t \in [0, \pi)$ . Hence, given the adjoint  $\mathbf{p}^*$ , the condition (6.3) uniquely determines the optimal control almost everywhere in  $[0, \pi)$ . The only points where the control is not uniquely determined are, precisely, the switching angles, i.e. the points of discontinuity of the solution.

In view of the form of the adjoint trajectory (6.2) associated to the optimal state trajectory  $\mathbf{x}^*$ , let us introduce the function

$$\begin{aligned} \mu^*(t) &:= \frac{2}{\pi} (\mathbf{x}^*(\pi) \cdot \mathcal{D}(t)) \\ &= \sum_{j \in \mathcal{E}_a} a_j^*(\pi) \cos(jt) + \sum_{j \in \mathcal{E}_b} b_j^*(\pi) \sin(jt). \end{aligned} \quad (6.4)$$

Then, in view of (6.1) and (6.2), we can write the optimality condition (6.3) as

$$u^*(t) \in \arg \min_{|u| \leq 1} \mathcal{J}(u, \mu^*(t)). \quad (6.5)$$

where  $\mathcal{J}$  is defined as

$$\mathcal{J}(u, \mu^*(t)) := \varepsilon \mathcal{L}(u) - \mu^*(t)u. \quad (6.6)$$

We are now ready to prove that the solutions to Problem 4.3, when  $\mathcal{L}$  is chosen as in Theorems 4.1 and 4.2, have the desired staircase form (2.4)–(2.5).

**6.3. Proof of Theorem 4.1 (bang-bang control).** We need to prove that, if  $\mathcal{L}(u) = \alpha u$  for some  $0 \neq \alpha \in \mathbb{R}$ , then any optimal control  $u^*$  has the form (2.4) with  $\mathcal{U} = \{-1, 1\}$ . Or in other words,  $u^*(t)$  takes values in  $\mathcal{U}$  for all  $t \in [0, \pi)$ , except for a finite number of times.

Let  $u^* \in \mathcal{A}$  be a solution to Problem 4.3, and let  $\mathbf{x}^*$  be its associated optimal trajectory. We just need to notice that, due to (6.5) and the choice of  $\mathcal{L}$ , the function  $u^*$  satisfies

$$u^*(t) = \begin{cases} -1 & \text{if } \mu^*(t) < \varepsilon \alpha \\ 1 & \text{if } \mu^*(t) > \varepsilon \alpha \end{cases}.$$

Observe that, in the case when  $\mu^*(t) = 0$ , which corresponds only to the cases when  $\mathbf{x}^*(\pi) = 0$ , the optimal control is constant and is just given by  $u^*(t) = -\text{sgn}(\alpha)$ .

In all the other cases, when  $\mathbf{x}^*(\pi) \neq 0$ , the function  $\mu^*(t)$  is a linear combination of sines and cosines, and therefore, the equality  $\mu^*(t) = \varepsilon \alpha$  can only hold for a finite number of times  $t \in [0, \pi)$ , which are the discontinuity points of  $u^*$  (the switching angles). Note that the choice of  $u^*$  at these points is irrelevant as it represents a set of zero measure. See Fig. 9 for a graphical illustration of the proof.

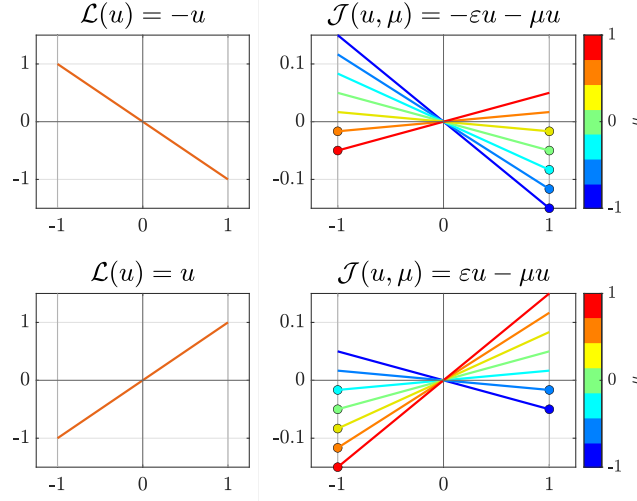


FIGURE 9. Bi-level SHE: in the left column, we see two examples of functions  $\mathcal{L}$  as in Theorem 4.1. In the right column, we see the corresponding function  $\mathcal{J}(\cdot, \mu)$  for different values of  $\mu$ . For each of them, the minimum is marked with a point. We can see that the minimum is always attained at  $-1$  or  $1$ .

**6.4. Proof of Theorem 4.2 (multilevel control).** In this case, we suppose that  $\mathcal{U} = \{u_k\}_{k=1}^L$  is a finite set of real numbers in  $[-1, 1]$  satisfying

$$-1 = u_1 < u_2 < \dots < u_L = 1, \quad \text{with } L > 2. \quad (6.7)$$

The case  $L = 2$  is just the bi-level case. As in the previous proof, our goal is to show that the argmin in (6.5) is a singleton and belongs to  $\mathcal{U}$  for every  $t \in [0, \pi)$  except for a finite number of points in  $[0, \pi)$ .

In this case, the study of the minimizers of  $\mathcal{J}$  is slightly more involved since the penalization function  $\mathcal{L}$  defined in (4.7)-(4.8) is not differentiable at the points  $u_k \in \mathcal{U}$ .

Since  $\mathcal{L}$  is an affine interpolation of a convex function and, therefore, it is Lipschitz and convex, we deduce that also  $\mathcal{J}$  is Lipschitz and convex as a function of  $u$ . In view of this, we have that  $u^*$  minimizes  $\mathcal{J}(u, \mu)$  if and only if

$$0 \in \partial_u \mathcal{J}(u^*, \mu), \quad (6.8)$$

where  $\partial_u$  denotes the subdifferential with respect to  $u$ .

Let us recall below the definition of subdifferential from convex analysis:

$$\begin{aligned} \partial_u \mathcal{J}(u, \mu) &= \{c \in \mathbb{R} \text{ s.t.} \\ &\mathcal{J}(v, \mu) - \mathcal{J}(u, \mu) \geq c(v - u), \quad \forall v \in [-1, 1]\}. \end{aligned}$$

In the case of a convex function as  $\mathcal{J}(\cdot, \mu)$ , one can readily show that the subdifferential at  $u \in (-1, 1)$  is the nonempty interval  $[a, b]$ , where  $a$  and  $b$  are the one-sided derivatives

$$a = \lim_{v \rightarrow u^-} \frac{\mathcal{J}(v, \mu) - \mathcal{J}(u, \mu)}{v - u}, \quad b = \lim_{v \rightarrow u^+} \frac{\mathcal{J}(v, \mu) - \mathcal{J}(u, \mu)}{v - u}.$$

Moreover, the subdifferential at  $u = -1$  and  $u = 1$  is given by  $(-\infty, b]$  and  $[a, +\infty)$  respectively. Notice that, if  $\mathcal{J}$  is differentiable at some  $u \in (-1, 1)$ , then the left and the right derivatives coincide, and thus,  $\partial_u \mathcal{J}(u, \mu)$  is just the classical derivative.

Using this characterization of the subdifferential, we can compute  $\partial_u \mathcal{J}(u, \mu)$  for all  $u \in [-1, 1]$  in terms of  $\mu$ . To this end, let us define

$$p_k := \frac{d}{du} \lambda_k(u) = \frac{\mathcal{P}(u_{k+1}) - \mathcal{P}(u_k)}{u_{k+1} - u_k}$$

for all  $k \in \{1, \dots, L-1\}$ , with  $\lambda_k(u)$  given by (4.8). Using the definition of  $\mathcal{J}$  in (6.6) and  $\mathcal{L}$  in (4.7), we can compute

$$\begin{aligned} \partial_u \mathcal{J}(-1, \mu) &= (-\infty, \varepsilon p_1 - \mu], \\ \partial_u \mathcal{J}(1, \mu) &= [\varepsilon p_{L-1} - \mu, +\infty), \\ \partial_u \mathcal{J}(u_k, \mu) &= [\varepsilon p_{k-1} - \mu, \varepsilon p_k - \mu], \end{aligned}$$

for all  $k \in \{2, \dots, L-1\}$ , and

$$\partial_u \mathcal{J}(u, \mu) = \{\varepsilon p_k - \mu\},$$

for all  $u \in (u_k, u_{k+1})$  and all  $k \in \{1, \dots, L-1\}$ . In view of the above computation, we obtain that

$$\begin{aligned} 0 \in \partial_u \mathcal{J}(-1, \mu) &\quad \text{iff } \mu \leq \varepsilon p_1, \\ 0 \in \partial_u \mathcal{J}(1, \mu) &\quad \text{iff } \mu \geq \varepsilon p_{L-1}, \\ 0 \in \partial_u \mathcal{J}(u_k, \mu) &\quad \text{iff } \varepsilon p_{k-1} \leq \mu \leq \varepsilon p_k, \end{aligned} \tag{6.9}$$

for all  $k \in \{2, \dots, L-1\}$ , and

$$0 \in \partial_u \mathcal{J}(u, \mu) \text{ for all } u \in [u_k, u_{k+1}] \quad \text{iff } \mu = \varepsilon p_k \tag{6.10}$$

for all  $k \in \{1, \dots, L-1\}$ .

Using (6.9), along with the optimality condition (6.8), we deduce that, for a.e  $\mu \in \mathbb{R}$ , we have

$$\arg \min_{|u| \leq 1} \mathcal{J}(u, \mu) = \{u_k\} \quad \text{for some } u_k \in \mathcal{U}. \tag{6.11}$$

Indeed, (6.11) does not hold if and only if

$$\mu = \varepsilon p_k \quad \text{for some } k \in \{1, \dots, L-1\}. \tag{6.12}$$

Observe that, in the case when  $\mu^*(t) = 0$ , which corresponds only to  $\mathbf{x}^*(\pi) = 0$ , the optimal control is constant and is just given by  $u^*(t) = \arg \min_{|u| \leq 1} \mathcal{L}(u)$  which, by hypothesis, is a singleton and belongs to  $\mathcal{U}$  (note that between any two consecutive points of  $\mathcal{U}$ , the function  $\mathcal{L}$  is a straight line).

In all the other cases, i.e. when  $\mathbf{x}^*(\pi) \neq 0$ , the function  $\mu^*(t)$  is a linear combination of sines and cosines, and therefore, the equality  $\mu^*(t) = \varepsilon p_k$  can only hold, for each  $k \in \{1, \dots, L-1\}$ , a finite number of times in  $[0, \pi)$ . These are precisely the discontinuity points of  $u^*$  (the switching angles).

We have proved that, for all  $t \in [0, \pi)$  except for a finite number of discontinuity points, which are precisely the switching angles  $\{\phi_m\}_{m=0}^M$ , we have  $u^*(t) \equiv u_k$  for some  $u_k \in \mathcal{U}$ . Observe that, due to the continuity of  $\mu^*(t)$ , along with (6.9), it is clear that  $u^*(t)$  does not change value between two consecutive switching angles. Therefore,  $u^*$  is piecewise constant, with a finite number of switches. The choice of  $u^*$  at the discontinuity points is irrelevant as it represents a set of zero measure.

Finally, the staircase property of the waveform (2.5) can be deduced from (6.5) and (6.9), along with the continuity of the function  $\mu^*(t)$ . Following the same idea of Figure 9 for the Bang-Bang control, we can see in Fig. 10 a graphical interpretation of the proof for the multilevel case.

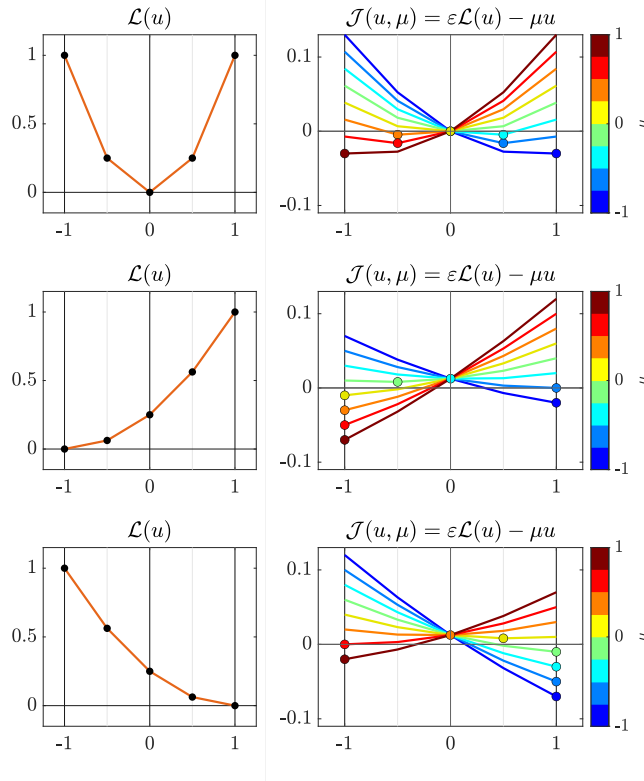


FIGURE 10. Multilevel SHM: in the left column, we see three different penalization functions  $\mathcal{L}$  fulfilling the hypotheses of Theorem 4.2. In the right column, we see the corresponding function  $\mathcal{J}(\cdot, \mu)$  for different values of  $\mu$ . For each of them, the minimum is marked with a point. We can see that the minimum is always attained in  $\mathcal{U}$ .

**6.5. Uniqueness and continuity of solutions.** The proofs in this subsection apply to both Theorems 4.1 and 4.2 (the bilevel and the multilevel case).

*uniqueness.* We first prove that Problem 4.3 admits a unique solution, i.e. for each  $\mathbf{x}_0 \in \mathbb{R}^N$ , there exists a unique  $u^* \in \mathcal{A}$  minimizing the functional

$$F(u, \mathbf{x}_0) := \frac{1}{2} \|\mathbf{x}(\pi)\|^2 + \varepsilon \int_0^\pi \mathcal{L}(u(t)) dt, \quad (6.13)$$

where, for each  $u \in \mathcal{A}$ ,  $\mathbf{x}(\pi)$  is given by

$$\mathbf{x}(\pi) = \mathbf{x}_0 - \frac{2}{\pi} \int_0^\pi \mathcal{D}(t) u(t) dt.$$

We argue by contradiction. Suppose that there exist two functions  $u_1, u_2 \in \mathcal{A}$  solutions to Problem 4.3, which are different in a set of positive measure. As both of them are optimal, using the arguments in subsections 6.2, 6.3 and 6.4, we deduce that the controls  $u_1$  and  $u_2$  are uniquely determined a. e. in  $[0, \pi]$  by the final state of the associated trajectory, i.e.  $\mathbf{x}_1^*(\pi)$  and  $\mathbf{x}_2^*(\pi)$ , respectively. Therefore, if  $u_1 \neq u_2$  in a set of positive measure, then we have  $\mathbf{x}_1^*(\pi) \neq \mathbf{x}_2^*(\pi)$ .

Let us now consider the control

$$\tilde{u}(t) = \frac{u_1(t) + u_2(t)}{2}.$$

By the linearity of the dynamics (4.5), the convexity of  $\mathcal{L}$ , and using that  $\mathbf{x}_1^*(\pi) \neq \mathbf{x}_2^*(\pi)$ , we obtain

$$\begin{aligned} F(\tilde{u}, \mathbf{x}_0) &= \frac{1}{2} \left\| \frac{\mathbf{x}_1^*(\pi) + \mathbf{x}_2^*(\pi)}{2} \right\|^2 + \varepsilon \int_0^\pi \mathcal{L} \left( \frac{u_1(t) + u_2(t)}{2} \right) dt \\ &< \frac{F(u_1, \mathbf{x}_0) + F(u_2, \mathbf{x}_0)}{2}. \end{aligned}$$

Hence, using that both  $u_1$  and  $u_2$  minimize the functional  $F(\cdot, \mathbf{x}_0)$ , we obtain

$$F(\tilde{u}, \mathbf{x}_0) < F(u_1, \mathbf{x}_0),$$

which contradicts the optimality of  $u_1$ . We therefore conclude that the  $u_1(t) = u_2(t)$  for a.e.  $t \in [0, \pi]$ .  $\square$

*continuity w.r.t. initial condition.* Let us now give the proof of the  $L^1$ -continuity of the unique solution  $u^*$  to Problem 4.3 with respect to the initial condition.

Let  $\mathbf{x}_0$  be fixed. We need to prove that, for all  $\gamma > 0$ , there exists  $\delta > 0$  such that

$$\|\mathbf{x}_1 - \mathbf{x}_0\| \leq \delta \quad \text{implies} \quad \|u_1^* - u_0^*\|_{L^1(0, \pi)} < \gamma,$$

where  $u_0^*$  and  $u_1^*$  are the optimal controls corresponding to the initial conditions  $\mathbf{x}_0$  and  $\mathbf{x}_1$  respectively.

As we have proved in subsections 6.3 and 6.4, for any  $\mathbf{x}_1$ , the optimal control  $u_1^*$ , solution to Problem 4.3, is piecewise constant, taking values in  $\mathcal{U}$ , with a finite number of discontinuity points (switching points).

We claim that the number of switching points is bounded from above by a constant  $M^* \in \mathbb{N}$ , independent of  $\mathbf{x}_1 \in \mathbb{R}^N$ .

Indeed, as we proved in subsection 6.2, the optimal control  $u_1^*$  is determined by the optimality condition (6.5), using the function  $\mu^*$  defined in (6.4). If  $\mu^* \equiv 0$ , then  $u_1^*$  is constant and there are no switching points. In the other cases,  $\mu^*(t)$  is a linear combination of sines and cosines with fixed frequencies. In the bilevel case, in subsection 6.3 we proved that the switching points correspond to the intersection points of  $\mu^*(t)$  with  $\varepsilon\alpha$ . In the multilevel case, we proved in subsection 6.4 that the switching points correspond to the intersections of  $\mu^*(t)$  with  $\varepsilon p_k$ , see (6.12). In view of (6.4), as the frequencies are fixed, the number of these intersection points in the interval  $[0, \pi]$  cannot exceed a certain number  $M^*$ , independent of the coefficients  $a_j^*$  and  $b_k^*$  in (6.4). Actually,  $M^*$  only depends on  $\max\{\mathcal{E}_a, \mathcal{E}_b\}$  and the cardinality of  $\mathcal{U}$ . The claim then follows.

Using the fact that, for any  $\mathbf{x}_1$ , the solution  $u_1^*$  is piecewise constant taking values only in  $\mathcal{U}$ , and with a finite number of switches less than some  $M^*$  independent of

$\mathbf{x}_1$ , we deduce that there exists  $K > 0$ , independent of  $\mathbf{x}_1$  such that

$$\|u_1^*\|_{BV} \leq K.$$

See (6.19) below for the definition of the  $BV$  norm. We then obtain that, for any  $\mathbf{x}_1 \in \mathbb{R}^N$ ,

$$u_1^* \in \mathcal{A}_K^* := \{u \in \mathcal{A} : \|u\|_{BV} \leq K\}.$$

Now, for any  $\gamma > 0$  fixed, we can apply Lemma 6.1 below, to ensure the existence of  $\eta > 0$  such that

$$F(u, \mathbf{x}_0) \geq F(u_0^*, \mathbf{x}_0) + \eta, \quad (6.14)$$

for all  $u \in \mathcal{A}_K^*$ , with  $\|u - u_0^*\|_{L^1(0, \pi)} = \gamma$ .

Since the set  $\mathcal{A}_K^*$  is convex and  $u_0^*$  minimizes  $F(\cdot, \mathbf{x}_0)$ , we can use (6.14) and the convexity of the function  $u \mapsto F(u, \mathbf{x}_0)$ , to deduce that

$$F(u, \mathbf{x}_0) \geq F(u_0^*, \mathbf{x}_0) + \eta, \quad (6.15)$$

for all  $u \in \mathcal{A}_K^*$  such that  $\|u - u_0^*\|_{L^1(0, \pi)} \geq \gamma$ .

Observe that, for any  $u \in \mathcal{A}$ , the function  $\mathbf{x} \mapsto F(u, \mathbf{x})$  is locally Lipschitz, and therefore, there exists a constant  $C_F > 0$  satisfying

$$|F(u, \mathbf{x}_1) - F(u, \mathbf{x}_0)| \leq C_F \|\mathbf{x}_1 - \mathbf{x}_0\| \quad (6.16)$$

for any  $\mathbf{x}_1$  such that  $\|\mathbf{x}_1 - \mathbf{x}_0\| \leq 1$ . Notice that, since  $u \in \mathcal{A}$  only takes values in  $[-1, 1]$ ,  $C_F$  can be chosen independently of  $u$ .

Now, combining (6.15) and (6.16), for all  $u \in \mathcal{A}_K^*$  such that  $\|u - u_0^*\|_{L^1(0, \pi)} \geq \gamma$ , we obtain

$$\begin{aligned} F(u_0^*, \mathbf{x}_1) &\leq F(u_0^*, \mathbf{x}_0) + C_F \|\mathbf{x}_1 - \mathbf{x}_0\| \\ &\leq F(u, \mathbf{x}_0) - \eta + C_F \|\mathbf{x}_1 - \mathbf{x}_0\| \\ &\leq F(u, \mathbf{x}_1) - \eta + 2C_F \|\mathbf{x}_1 - \mathbf{x}_0\| \end{aligned} \quad (6.17)$$

Finally, we can choose  $\delta \in (0, 1)$  such that  $\delta < \frac{\eta}{4C_F}$ , and from (6.17), we deduce that, if  $\|\mathbf{x}_1 - \mathbf{x}_0\| \leq \delta$ , then

$$F(u_0^*, \mathbf{x}_1) \leq F(u, \mathbf{x}_1) - \frac{\eta}{2}$$

for all  $u \in \mathcal{A}_K^*$  such that  $\|u - u_0^*\|_{L^1(0, \pi)} \geq \gamma$ , which then implies that necessarily

$$\|u_1^* - u_0^*\|_{L^1(0, \pi)} \leq \gamma.$$

This concludes the proof of the  $L^1$ -continuity of the solution with respect to the initial condition.  $\square$

Let us conclude the section with the following Lemma, which has been used in the previous proof.

**Lemma 6.1.** *Let  $\mathbf{x}_0 \in \mathbb{R}^N$  be given and let  $\mathcal{L}$  be a function as in Theorem 4.1 or 4.2. Let  $u_0^* \in \mathcal{A}$  be the unique solution to Problem 4.3. For any  $K > 0$ , define the set of controls*

$$\mathcal{A}_K^* := \{u \in \mathcal{A} : \|u\|_{BV} \leq K\}. \quad (6.18)$$

*Then, for any  $\gamma > 0$ , there exists  $\eta := \eta(\gamma, K) > 0$  such that*

$$F(u_0^*, \mathbf{x}_0) \leq F(u, \mathbf{x}_0) - \eta,$$

*for all  $u \in \mathcal{A}_K^*$  such that  $\|u - u_0^*\|_{L^1(0, \pi)} = \gamma$ .*

In the definition of  $\mathcal{A}_K^*$ , we are considering measurable functions of bounded variation in  $(0, \pi)$ , i.e. functions whose distributional derivative is a Radon measure in  $(0, \pi)$ , that we denote by  $|Du|$ , and such that  $|Du|(0, \pi)$  is finite. We recall that the norm  $\|\cdot\|_{BV}$  is defined as

$$\|u\|_{BV} := \int_0^\pi |u(t)|dt + |Du|(0, \pi). \quad (6.19)$$

See [19, Chapter 3] for further details on the space of functions of bounded variation.

*Proof of Lemma 6.1.* We need to prove that

$$\mathcal{I}_{\gamma, K} = F(u_0^*, \mathbf{x}_0) + \eta,$$

for some  $\eta > 0$ , where

$$\mathcal{I}_{\gamma, K} := \inf \{F(u, \mathbf{x}_0) : u \in \mathcal{A}_K^* \text{ with } \|u - u_0^*\|_{L^1(0, \pi)} = \gamma\}.$$

The result follows from the fact that the space  $BV(0, \pi)$  is compactly embedded in  $L^1(0, \pi)$ , see [19, Theorem 3.23]. Consider any minimizing sequence  $u_n \in \mathcal{A}_K^*$  with  $\|u_n - u_0^*\|_{L^1(0, \pi)} = \gamma$ , satisfying

$$\lim_{n \rightarrow +\infty} F(u_n, \mathbf{x}_0) = \mathcal{I}_{K, \gamma}.$$

By [19, Theorem 3.23], there exists a subsequence of  $u_n$  which converges to some  $\tilde{u} \in \mathcal{A}$ , strongly in  $L^1(0, \pi)$ .

From the continuity of the  $L^1$ -norm and of the functional  $F(\cdot, \mathbf{x}_0)$  with respect to the strong  $L^1$ -topology, we deduce that the limit  $\tilde{u}$  satisfies

$$\|\tilde{u} - u_0^*\|_{L^1(0, \pi)} = \gamma \quad \text{and} \quad F(\tilde{u}, \mathbf{x}_0) = \mathcal{I}_{K, \gamma}.$$

Finally, since  $u_0^*$  is the unique minimizer of  $F(\cdot, \mathbf{x}_0)$ , we conclude that

$$\mathcal{I}_{\gamma, K} - F(u_0^*, \mathbf{x}_0) = F(\tilde{u}, \mathbf{x}_0) - F(u_0^*, \mathbf{x}_0) = \eta > 0.$$

□

## 7. CONCLUSIONS

In this paper, we propose a novel optimal control based approach to the Selective Harmonic Modulation problem. More precisely, we have described how the SHM Problem 2.1 can be reformulated in terms of a null-controllability one for which the solution  $u$  plays the role of the control and can be obtained through the minimization of a suitable cost functional. Besides, we have shown both theoretically and through numerical simulations that with our methodology we are able to solve several critical issues (described in detail in Section 3) arising in practical power electronic engineering applications.

1. *Combinatory problem:* in our approach, neither the waveform nor the number of switching angles need to be a priori determined, as they are implicitly established by the optimal control. This has two relevant advantages with respect to existing techniques as the one presented in Section 3. On the one hand, this renders a computationally lighter methodology to solve the SHM problem, as it does not need to repeatedly solve an optimization problem for different waveforms. On the other hand, it bypasses the task of a priori estimating the number of switches which is necessary to reach the desired Fourier coefficients.



2. *Solvable set problem*: as we are not restricting the solution to have a prescribed waveform, our approach provides solutions for an ample solvable set.
3. *Policy problem*: the policy obtained through our methodology is not a gathering of several policies to which may correspond disjoint or even overlapping solvable sets. Hence, the continuity of the solution angles is guaranteed and we do not generate regions with no solution to the SHM problem.

However, some relevant issues have not been completely covered by our study, and will be considered in future works:

1. **Minimal number of switching angles.** In practical applications, to optimize the converters' performance, it is required to maintain the number of switches in the SHM signal the lowest possible. It then becomes very relevant to determine which is the minimum number of switches allowing to reach the desired target Fourier coefficients.
2. **Stability of the waveform and number of switching angles.** Related to the previous point, we observe in our numerical simulations in Section 5 that, although the optimal control  $u^*$  is  $L^1$ -continuous with respect to the initial condition, the waveform and even the number of switching angles may change when varying the parameter  $m$  continuously. A finer analysis of the Problem 4.3 may provide more information and understanding concerning this phenomenon.
3. **Characterization of the solvable set.** It would be interesting to have a full characterization of the solvable set for the SHM problem, thus determining the entire range of Fourier coefficients which can be reached by means of our approach.
4. **Reduce the computational cost.** In this paper, we have used existing numerical tools in optimal control to solve problem 4.3. It would be interesting to design algorithms adapted to our specific problem and compare their performance with other existing techniques in the SHM literature.

#### REFERENCES

- [1] J. Sun and H. Grotstollen, "Solving nonlinear equations for selective harmonic eliminated pwm using predicted initial values," in *Proceedings of the 1992 International Conference on Industrial Electronics, Control, Instrumentation, and Automation*, pp. 259–264 vol.1, 1992.
- [2] J. Sun, S. Beineke, and H. Grotstollen, "Optimal pwm based on real-time solution of harmonic elimination equations," *IEEE Trans. Power Electron.*, vol. 11, no. 4, pp. 612–621, 1996.
- [3] G. S. Konstantinou and V. G. Agelidis, "Bipolar switching waveform: novel solution sets to the selective harmonic elimination problem," *Proc. IEEE International Conference on Industrial Technology*, pp. 696–701, 2010.
- [4] K. Yang, Z. Yuan, R. Yuan, W. Yu, J. Yuan, and J. Wang, "A groebner bases theory-based method for selective harmonic elimination," *IEEE Trans. Power Electron.*, vol. 30, no. 12, pp. 6581–6592, 2015.
- [5] K. Yang, Q. Zhang, J. Zhang, R. Yuan, Q. Guan, W. Yu, and J. Wang, "Unified selective harmonic elimination for multilevel converters," *IEEE Trans. Power Electron.*, vol. 32, no. 2, pp. 1579–1590, 2017.
- [6] V. G. Agelidis, A. I. Balouktis, and C. Cossar, "On attaining the multiple solutions of selective harmonic elimination PWM three-level waveforms through function minimization," *IEEE Trans. Ind. Electron.*, vol. 55, no. 3, pp. 996–1004, 2008.
- [7] M. S. A. Dahidah and V. G. Agelidis, "Selective harmonic elimination PWM control for cascaded multilevel voltage source converters: a generalized formula," *IEEE Trans. Power Electron.*, vol. 23, no. 4, pp. 1620–1630, 2008.

- [8] M. S. Dahidah, G. Konstantinou, and V. G. Agelidis, “A Review of Multilevel Selective Harmonic Elimination PWM: Formulations, Solving Algorithms, Implementation and Applications,” *IEEE Trans. Power Electron.*, vol. 30, no. 8, pp. 4091–4106, 2015.
- [9] C. Helmberg, F. Rendl, R. J. Vanderbei, and H. Wolkowicz, “An interior-point method for semidefinite programming,” *SIAM Journal on Optimization*, vol. 6, no. 2, pp. 342–361, 1996.
- [10] P. H. Calamai and J. J. Moré, “Projected gradient methods for linearly constrained problems,” *Mathematical programming*, vol. 39, no. 1, pp. 93–116, 1987.
- [11] I. Eremin, “The penalty method in convex programming,” *Cybernetics*, vol. 3, no. 4, pp. 53–56, 1967.
- [12] M. Nagahara, D. E. Quevedo, and D. Nešić, “Maximum hands-off control and  $L^1$  optimality,” in *52nd IEEE Conference on Decision and Control*, pp. 3825–3830, IEEE, 2013.
- [13] T. Ikeda and M. Nagahara, “Maximum hands-off control without normality assumption,” in *2016 American Control Conference (ACC)*, pp. 209–214, IEEE, 2016.
- [14] J. Oroya, “[djoroya/she-optimal-control-paper](https://github.com/djoroya/SHE-Optimal-Control-paper), github repository.” <https://github.com/djoroya/SHE-Optimal-Control-paper>, 2021. Accessed: 2021-02-22.
- [15] A. V. Rao, “A survey of numerical methods for optimal control,” *Adv. Astronaut. Sci.*, vol. 135, no. 1, pp. 497–528, 2009.
- [16] J. A. E. Andersson, J. Gillis, G. Horn, J. B. Rawlings, and M. Diehl, “CasADi – A software framework for nonlinear optimization and optimal control,” *Math. Program. Comput.*, vol. 11, no. 1, pp. 1–36, 2019.
- [17] A. Wächter and L. T. Biegler, “On the implementation of an interior-point filter line-search algorithm for large-scale nonlinear programming,” *Mathematical programming*, vol. 106, no. 1, pp. 25–57, 2006.
- [18] A. E. Bryson, *Applied optimal control: optimization, estimation and control*. CRC Press, 1975.
- [19] L. Ambrosio, N. Fusco, and D. Pallara, *Functions of bounded variation and free discontinuity problems*. Courier Corporation, 2000.

† UNIVERSIDAD DE DEUSTO, AVENIDA DE LAS UNIVERSIDADES 24, 48007 BILBAO, BASQUE COUNTRY, SPAIN.

*Email address:* [djoroya@deusto.es](mailto:djoroya@deusto.es)

‡ [1] DEPARTAMENTO DE MATEMÁTICAS, UNIVERSIDAD AUTÓNOMA DE MADRID, 28049 MADRID, SPAIN.

[2] CHAIR OF COMPUTATIONAL MATHEMATICS, FUNDACIÓN DEUSTO, AVENIDA DE LAS UNIVERSIDADES 24, 48007 BILBAO, BASQUE COUNTRY, SPAIN.

*Email address:* [carlos.esteve@uam.es](mailto:carlos.esteve@uam.es)

\* [1] CHAIR OF COMPUTATIONAL MATHEMATICS, FUNDACIÓN DEUSTO, AVENIDA DE LAS UNIVERSIDADES 24, 48007 BILBAO, BASQUE COUNTRY, SPAIN.

[2] FACULTAD DE INGENIERÍA, UNIVERSIDAD DE DEUSTO, AVENIDA DE LAS UNIVERSIDADES 24, 48007 BILBAO, BASQUE COUNTRY, SPAIN.

*Email address:* [umberto.biccari@deusto.es](mailto:umberto.biccari@deusto.es), [u.biccari@gmail.com](mailto:u.biccari@gmail.com)